NeuroNexus

ADAPTOR MAP

Z64-A64 Adaptor
Updated February 9, 2013

Adpt-Z64-A64 Adaptor Map

NOTE: This diagram shows the channel mapping within the adaptor itself, and is not a map of the final pin-out.



Z64 Connector (Looking through Zif Clip®)

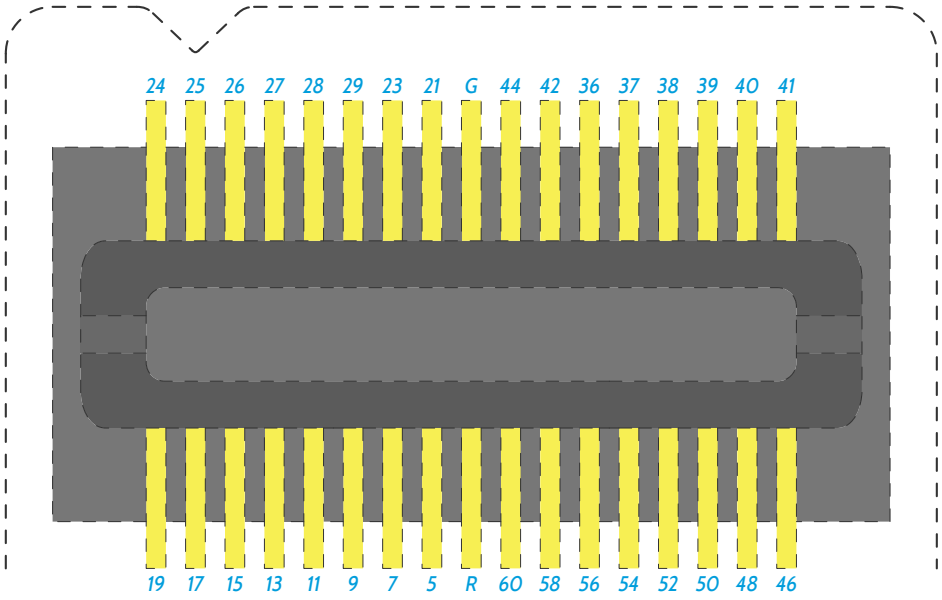

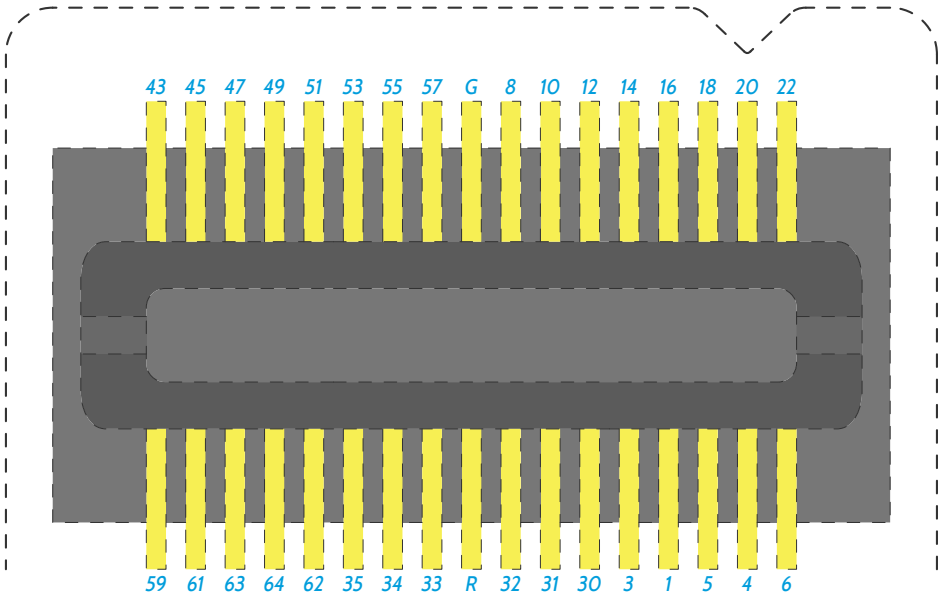

G = Ground
R = Reference

NeuroNexus Technologies, Inc. ©2026 | 640 Avis Dr., Suite 200, Ann Arbor, Michigan USA
Telephone: +1.734.913.8858 | Fax: +1.734.786.0069 | support@neuronexus.com

NeuroNexus

ADAPTOR MAP

Z64-A64 Adaptor
Updated February 9, 2013

Adpt-A64-Z64 Adaptor Map

NOTE: This diagram shows the channel mapping within the adaptor itself, and is not a map of the final pin-out.



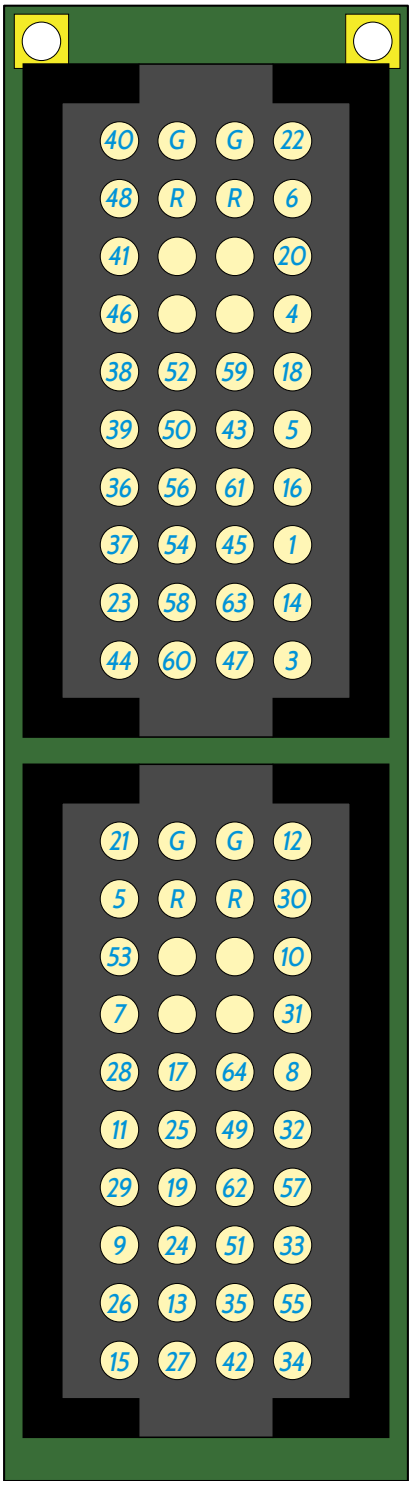

A64 Male Connector

G = Ground
R = Reference

NeuroNexus Technologies, Inc. ©2013 | 5200 S State St., Suite 200, Ann Arbor, Michigan USA
Telephone: +1.734.913.8858 | Fax: +1.734.786.0069 | support@neuronexus.com